

**Risk information:** Past returns are no guarantee of future returns. The money invested in the fund may increase or decrease in value and it is not certain that you will get back all the capital you have invested. The key investor information document and prospectus can be found at [www.lannebo.se](http://www.lannebo.se). Please note that Lannebo Fonder does not produce investment recommendations or other information recommending or suggesting an investment strategy. Information in this monthly report should not be seen as anything other than a statement of the fund's trading activities and holdings.

### The fund's investment policy

Lannebo High Yield is an actively managed fixed income fund that primarily invests in high yield corporate bonds predominantly from issuers in the Nordic region. High-yield bonds are securities issued by companies with a lower credit rating. The average maturity of the fund's holdings is 3-5 years, but may at times deviate from this range. Investments in foreign currency are always hedged.

### The fund is suitable for those who:

- want a higher return than traditional fixed income funds and who are willing to take on a slightly higher risk
- want an actively managed fund where a thorough company analysis creates long-term returns
- want a well-diversified fund of corporate bonds

### Fund manager comment

Lannebo High Yield increased by 0.3 per cent in June and has increased 2.8 per cent so far this year. Nordic credit markets developed positively with good activity in both the primary and secondary markets.

Swedish long-term interest rates continued to decrease in June. The Swedish 5-year government bond yield decreased from -0.44 per cent to -0.51 per cent. The 3-month Stibor decreased somewhat during the month from zero to -0.03 per cent. The fund has a low interest rate duration, which means that a change in the long-term interest rate has no major impact on the fund.

As expected, the Riksbank in their April meeting left the repo rate unchanged at -0.25 per cent. The bank also signaled that the next increase will take place somewhat later than previously estimated. Swedish economic activity continued to be high and inflation is near the 2 per cent target; however, the bank estimates that inflationary pressures going forward will be somewhat weaker than previously expected. The bank will also continue to buy back government bonds through December 2020.

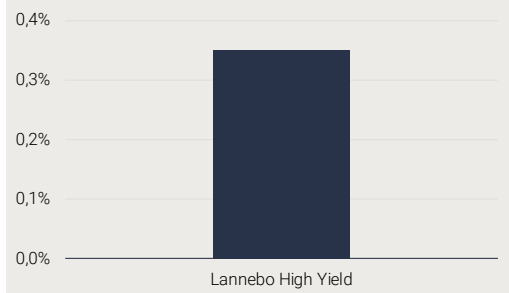
During the month, credit duration, the average maturity of all the holdings in the fund, increased somewhat to 2.5 years. The interest rate duration, measured as the average interest period, was 0.3 years. The share of corporate bonds consists mainly of FRN-loans, which are bonds with a variable interest rate.

The continued strategy of the fund is to maintain a low interest rate risk to protect the fund against rising interest rates. The fund hedges all foreign currency exposure to Swedish krona.

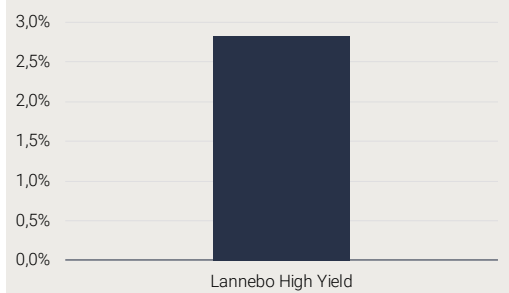
Activity was high in the primary market prior to the summer and holiday periods, where the fund participated in new issues by Ship Finance and Sergel. Swedish Sergel redeemed its bonds maturing in 2020 prematurely at a premium and at the same time the company issued new bonds with a three-year maturity.

The largest issuers at the end of the month were SEB, Cibus Nordic Real Estate, Hexagon Composites, Jyske Bank and Ocean Yield.

### Monthly performance



### Performance year-to-date



Performance (%)	Lannebo High Yield
June 2019	0.3
Year 2019	2.8
3 years	13.6
Since launch (01/30/2015)	17.6
Average annual return 24 months	2.7

Monthly performance (%)					
Jan	Feb	Mar	Apr	May	Jun
0.6	0.5	0.3	0.7	0.3	0.3
Jul	Aug	Sep	Oct	Nov	Dec

Annual performance (%)	Lannebo High Yield
2018	1.0
2017	5.1
2016	5.6
2015	2.0*

The performance in the table above is based on closing prices.

\* Refers to the period 01/30/2015-12/31/2015

## 10 largest holdings

Holding	% of the fund
SEB	3.9
Cibus Nordic Real Estate	3.6
Hexagon Composites	3.5
Jyske Bank	3.5
Ocean Yield	3.4
B2Holding	3.2
Teekay LNG	3.1
Color Group	2.7
Slättö Fastpartner	2.6
Ship Finance International	2.6
Total 10 largest issuers	32.1
Cash	14.9
Total number of issuers	40

## Major changes during the month

Buy	Sell
Ship Finance	-
Sergel	-

## Financial ratios

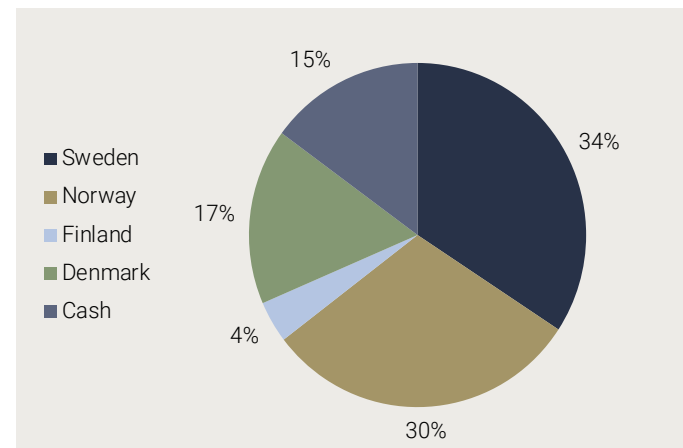
	Lannebo High Yield
Total risk (%)	0.9
Interest-rate duration (years)	0.3
Credit duration (years)	2.5
Portfolio turnover ratio (06/30/2019)	0.3
Weighted average credit scoring (based on internal assessments)	BB

Maturity profile	% of the fund
< 1 year	27
1-3 years	33
3-5 years	38
> 5 years	2

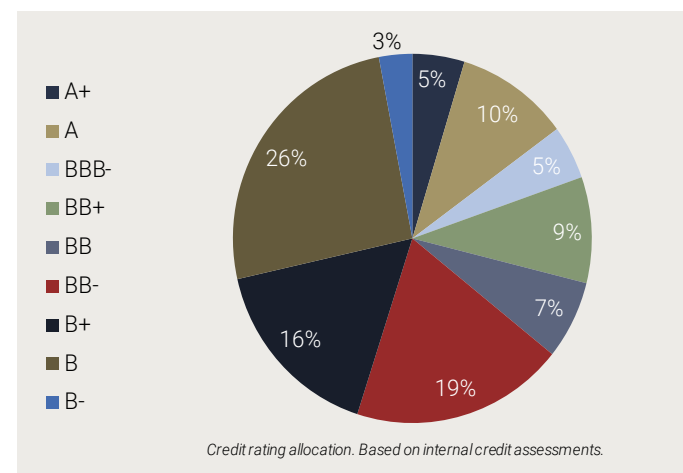
## Fund facts

Fund manager	Karin Haraldsson & Katarina Ponsbach Carlsson
Launch date	01/30/2015
NAV per unit (SEK)	117.58
Fund size (SEKm)	976
Management fee	0.9%
Bankgiro	584-9369
ISIN	SE0006421855
Trading frequency	Daily
Minimum investment amount	SEK 100
Supervisory authority	Finansinspektionen
LEI	549300XRFONRDKE3IM10

## Country allocation



## Credit scoring allocation



## Risk and reward profile



## Explanations

### Total risk

Given as the standard deviation of variations in the total return of the fund.

All financial ratios are calculated according to guidelines of the Swedish Investment Fund Association.

### Credit duration

Weighted average maturity.

### Interest-rate duration

Weighted average life.